

# Digital platform INVESTMENT PROJECTS OF RUSSIA AND EAEU



**> 150 000**

PROJECTS

**9**

STAGES OF PROJECT  
IMPLEMENTATION

**> 200 trln**

RUB., ESTIMATED VOLUME  
OF INVESTMENTS IN  
PROJECTS  
AT THE ACTIVE PHASE

**> 75 000**

PROJECTS WITH PRIVATE  
INVESTMENTS

**> 54 000**

PROJECTS ARE  
AT THE ACTIVE PHASE  
WITH QUARTERLY  
INFORMATION UPDATE

**> 1 400**

UPDATES  
PER MONTH

**89 + 9**

REGIONS

EAEU MEMBERES  
AND OTHER

**> 500**

NEW PROJECTS PER  
MONTH

**22 + 184**

SECTORS

SUBSECTORS

**> 70 000**

CONTACTS

**> 100  
thousand**

COMPANIES PARTICIPATING  
IN THE PROJECTS

**4**

TYPE OF WORK  
(CONSTRUCTION,  
RECONSTRUCTION,  
MODERNIZATION,  
MAJOR REPAIRS)



# PLATFORM POSSIBILITIES

- **Daily updating and replenishment with new projects**
- **Information about connections in the Group of Companies (Holdings):**  
list of companies, projects, contacts, financial indicators
- **Projects with the status "Checked"**  
The latest news on projects for which only general information is known so far, but contacts are already being uploaded through connection within the group of companies.
- **Projects with the status of "Closed sources"**  
Exclusive projects that are not yet available in the media.
- **End-to-end search across the entire database**  
Search by companies, projects, managers, and contacts.
- **Analytics by sector (184) and analytics by region (89), countries (9)**
- **Analysis of consumption of building materials (103), forecast of consumption up to 2035, analysis for each project**
- **The mode of working with projects on the Map, including the EAEU countries**
- **Project cards with detailed information**  
Project description, deadlines, investments, address, stage, contacts, etc.
- **Company cards**  
Basic information on the legal entity, founders, fin. indicators, holding, projects, contacts.
- **Contact details of the companies and contact persons in the projects**  
Phone numbers, email, website.
- **Interactive tools for working with projects:**
  - scheduler with call reminder;
  - notification of a change in the project stage;
  - notification of new projects of the group of companies;
  - search for a project at the request of the client (if the project is not in the Database).



# PROJECTS SELECTION

## COUNTRIES (1+9)

- ✓ Russia
- ✓ Armenia
- ✓ Belarus
- ✓ Georgia
- ✓ Kazakhstan
- ✓ Kyrgyzstan
- ✓ Tadjikistan
- ✓ Uzbekistan
- ✓ Abkhazia
- ✓ Azerbaijan

## Stages (18)

- ✓ Planning
- ✓ Prior design preparation
- ✓ Design
- ✓ Pre-construction
- ✓ Construction
  - ✓ Underground phase
  - ✓ Building construction
  - ✓ Internal and engineering work
  - ✓ Finishing works
  - ✓ Equipment commissioning
- ✓ Modernization
- ✓ Frozen
  - ✓ Planning
  - ✓ Prior design preparation
  - ✓ Design
  - ✓ Pre-construction
  - ✓ Construction
  - ✓ Modernization
- ✓ Commissioned for operation
- ✓ Cancelled

## REGIONS (89)

- ✓ Northwest Federal District
  - ✓ Arkhangelsk region
  - ✓ Vologda region
  - ✓ Kaliningrad region
  - ✓ Komi
  - ✓ Leningrad region
  - ✓ Murmansk region
  - ✓ Nenets Autonomous Okrug
  - ✓ Novgorod region
  - ✓ Pskov region
  - ✓ Saint-Petersburg
- ✓ Central Federal District
  - ✓ Belgorod region
  - ✓ Bryansk region
  - ✓ Vladimir region
  - ✓ Voronezh region
  - ✓ Ivanovo region
  - ✓ Kaluga region
  - ✓ Kostroma region
  - ✓ Kursk region
  - ✓ Lipetsk region
  - ✓ Moscow
  - ✓ Moscow oblast
  - ✓ Oryol region
  - ✓ Ryazan region
  - ✓ Smolensk region
  - ✓ Tambov region
  - ✓ Tver region
  - ✓ Tula region
  - ✓ Yaroslavl region
- Siberian Federal District
- Far Eastern Federal District
- North Caucasian Federal District
- Volga Federal District
- Ural Federal District
- Southern Federal District

## SECTORS (184)

- Highways
- ✓ Agroindustrial complex
  - ✓ Agro industry complexes, centres and parks
  - ✓ Mushroom growing
  - ✓ Compound feeds, premixes and vitamins
  - ✓ Rabbit breeding
  - ✓ Dairy farms
  - ✓ Meat farms
  - ✓ Meat and dairy complexes
  - ✓ Organic fertilizers
  - ✓ Poultry farming
  - ✓ Crop production
  - ✓ Fish farming
  - ✓ Pig farming
  - ✓ Greenhouse complexes
  - ✓ Elevators and granaries
- ✓ Woodworking
  - ✓ Biofuels
  - ✓ Furniture
  - ✓ Building materials and wood products
  - ✓ Cellulose, paper and cardboard
- ✓ Mining and processing
  - ✓ Gas processing (hydrocarbon gases)
  - ✓ Mining and chemical industry
  - ✓ Oil and gas production
  - ✓ Precious and jewelry stones
  - ✓ Non-metallic materials
  - ✓ Gold, silver, platinum
  - ✓ Oil refining
  - ✓ LNG
  - ✓ Coal industry
  - ✓ Non-ferrous metallurgy
  - ✓ Ferrous metallurgy
- Residential facilities
- Engineering networks

- Infrastructure
- Commercial facilities
- Light industry
- Mechanical engineering
- Medical facilities
- Metalworking
- Bridges and overpasses
- Recycling of waste
- Food industry
- Social facilities
- Sports facilities
- Building materials
- Ships and vessels
- Pharmaceutical industry
- Chemical industry
- Energy industry

## PROPERTY (4)

- ✓ Private
- ✓ Public-private partnership
- ✓ Company with state participation
- ✓ State

## INVESTMENTS\* (4)

- ✓ Small (less than 500 mln)
- ✓ Average (500 mln - 5 billion)
- ✓ Major (more than 5 billion - 100 billion)
- ✓ National (more than 100 billion)

## TYPE OF WORK (4)

- ✓ Construction
- ✓ Reconstruction
- ✓ Modernization
- ✓ Major repairs

\*The selection of projects is configured individually for each subscription user

\*\*The ability to set up an individual filter according to the volume of investments in the project (for example, from 100 million to 1 billion rubles. or more than 1 billion)



# PROJECTS

**Projects** - main section of the platform where you can select and view projects that are interesting to you. For convenience, filters by industry, region, stage of implementation, etc. are available to you. Every day we add 25 new projects to the Database and update 60 previously found ones.

ABOUT THE PLATFORMCUSTOMERSINVESTOR SUPPORTPRACTICEPARTNERSCONTACTS

Find projects, project participants, and platformsEnd-to-end search

INVESTMENT PROJECTSDIGITAL PLATFORM

PROJECTSPROJECT GROUPSMAPSITESCOMPANIESHOLDINGSTENDERSANALYTICS

Ivanov Ivan LLC

Фильтр

Filter-based search

My folders0/1

My filters0/0

Countries9/51

Regions98/98

Sectors184/184

Stages16/23

Property4/4

Sites0

Type of work4/4

Stakeholders14/14

Investments0-19 trln

Status0/14

Dates0/4

Reset

Apply

Main / Construction projects

Construction sites in Russia and the CIS countries

0

Show on the map

By filter: 63187 | Total projects: 156 826

ID/Created	Updated	Title	Investments	Stage	Region	Sector	Property
<div>ID 242482</div> <div>19.11.2024</div>	<div>18.02.2025</div>	<div>Updated</div> <div>Related Project (4)</div> <div>Holding</div> <div>Construction of a solar power plant</div> <div>Group of projects:</div> <div>Bystrinskoye gold-iron-copper deposit</div>	100 mln rub	<div>Construction (Underground phase)</div>	Zabaikalsky Krai	Alternative energy	Private
<div>ID 210690</div> <div>26.06.2024</div>	<div>18.02.2025</div>	<div>Top 25 of sector</div> <div>Updated</div> <div>Related Project (1)</div> <div>Data center construction</div> <div>Group of projects:</div> <div>Tashkent IT Park Data Center, Uzbekistan</div>	13 billion rub	<div>Prior design preparation</div>	Uzbekistan, Tashkent	Data centers and data centers	Private
<div>ID 210710</div> <div>27.06.2024</div>	<div>18.02.2025</div>	<div>Top 25 of sector</div> <div>Updated</div> <div>Data center construction</div>	20 billion rub	<div>Prior design preparation</div>	Uzbekistan, Bukhara	Data centers and data centers	Private
<div>ID 211664</div> <div>08.07.2024</div>	<div>18.02.2025</div>	<div>Updated</div> <div>Creation of production of door systems and structures made of aluminum profile</div> <div>Site:</div> <div>FEZ Grodnoinvest (Belarus)</div>	30 mln rub	<div>Pre-construction</div>	Belarus	Building metal structures and products	Private
<div>ID 2101524</div> <div>07.05.2024</div>	<div>18.02.2025</div>	<div>Top 25 of sector</div> <div>Updated</div> <div>Data center construction</div>	275 billion rub	<div>Construction (building construction)</div>	Uzbekistan	Data centers and data centers	Private
<div>ID 180053</div> <div>30.01.2024</div>	<div>18.02.2025</div>	<div>Updated</div> <div>Related Project (4)</div> <div>Holding</div> <div>Expansion of the mining and</div>	3 billion rub	<div>Construction (Internal and engineering work)</div>	Zabaikalsky Krai	Non-ferrous metallurgy	Private

VIEW FOR REGISTERED USERS.

4 8 (800) 700-48-99 info@investprojects.info

«PCS Analytics» Company Limited, 2025



# DATABASE AND PROJECT CARD

ID/ Created	Updated	Title	Region	Investment	Sector	Products	Stage
<div><div></div><div><div>ID 158519</div><div>• 27.06.2023</div></div></div>	<div><div>13.02.2025</div><div><div><div></div><div></div><div></div></div>1</div></div>	<div><div>Updated ↑</div><div>Related Project (5)</div></div> <div>Construction of a cottage settlement (2nd turn)</div> <div>Project Group:<div><div></div>2</div> KP "Kholmogorovka Residence" (5 projects)</div>	<div>Kaliningrad region</div>	<div>• 85 million rubles*</div>	<div>Cottage settlements</div>	<div>• n/a</div>	<div>• Construction (building construction)</div> <div><div></div><div></div><div></div></div>
<div><div></div><div><div>ID 230910</div><div>• 23.08.2024</div></div></div>	<div><div>13.02.2025</div><div><div><div></div><div></div><div></div></div>1</div></div>	<div><div>Top 25 of region</div><div>Updated</div></div> <div><div>Related Project (2)</div><div>Holding</div></div> <div>Airport terminal construction</div> <div>Project Group:<div><div></div></div> Aurport "Pskov" (2 projects)</div>	<div>Pskov region</div>	<div>• 6 billion rubles</div>	<div>Airports</div>	<div>• n/a</div>	<div>• Design</div> <div><div></div><div></div><div></div><div></div></div>
<div><div></div><div><div>ID 135943</div><div>• 13.09.2022</div></div></div>	<div><div>13.02.2025</div><div><div><div></div><div></div><div></div></div>5</div></div>	<div><div>Top 25 of sector</div><div>Top 25 of region</div><div>Updated</div></div> <div><div>Holding</div></div> <div>Creation of the industrial park</div> <div>Site:<div><div></div></div> Industrial park "Etilen-600" (SEZ PPT "ALABUGA") (2 projects)</div>	<div>Tatarstan</div>	<div>• 169 billion rubles</div>	<div>Industrial parks</div>	<div>• n/a</div>	<div>• Construction (Underground phase)</div> <div><div></div><div></div><div></div><div></div></div>

## ID 135943 Creation of the industrial park

<div><div>Created</div><div>13.09.2022</div></div> <div><div>Next update</div><div>13.05.2025</div></div> <div><div>Last update</div><div>13.02.2025</div></div> <div><div>Stage</div><div>Construction (Underground phase)</div></div> <div><div>Location</div><div>Tatarstan, Nizhnekamsk (single-industry town)</div></div> <div><div>Site</div><div><div></div> Industrial park "Etilen-600" (SEZ PPT "ALABUGA") Investment volume of active projects: 221 billion rubles</div><div>Active site projects</div><div><div>1. ID 135943 Creation of the industrial park (Construction (Underground phase) (Tatarstan, Nizhnekamsk) — 169 billion rub</div><div>2. ID 141749 Construction of the railway logocenter (Construction (Internal and engineering work)) (Tatarstan, Tukaj) — 51,5 billion rub</div></div><div>Project Description</div><div>PJSC Nizhnekamskneftekhim and the Alabuga SEZ signed an agreement on the establishment of the Ethylene 600 Industrial Park in Nizhnekamsk. Investments of the special economic zone in the infrastructure of the industrial park are estimated at 169 billion rubles. The area of the facility will be about 2 thousand hectares. VTB Bank will provide financial support. As part of the first stage of the project, the construction of SEZ infrastructure facilities, new production buildings, and a complex of personnel training facilities will be carried out at the expense of the bank's loan funds.</div><div>Interview results</div><div><div>Investor</div> As of 02/13/2025, according to the investor, it became known that the project is at the stage of construction.</div></div>	<div><div>Investor</div><div>+ 177</div></div> <div><div>Title</div><div>JSC "SEZ PPT "ALABUGA" (TIN 1646019914, 2,48 billion rub)</div></div> <div><div>Holding</div><div><div></div> SEZ PPT "ALABUGA" Active — 659,2 billion rub, 40 projects</div></div> <div><div>Main type of activity (OKVED)</div><div>Construction of residential and non-residential buildings</div></div> <div><div>Address</div><div>423601, Tatarstan, Elabuzhsky district, Sh-2 str. (Elabuzhsky Ter. SEZ), 4/1</div></div> <div><div>Site</div><div>www.alabuga.ru, alabuga.ru</div></div> <div><div>E-mail</div><div>invest@alabuga.ru</div></div> <div><div>Telephone</div><div>+7 855 575 90 01</div></div> <div><div>Financial performance (2021)</div><div><div>Revenue: 2,5 billion rub</div><div>Net profit: -578 mln rub</div><div>Assets: 39,3 billion rub</div><div>Group of companies: Revenue: 2,7 billion rub Net profit: -4,6 billion rub Assets: 96,1 billion rub</div></div></div> <div><div>Director</div><div>Shagivaleev Timur Nalievich, General Director, (TIN 165503987841)</div></div> <div><div>Project contacts</div><div><div></div> Gnezdilov Julian Project manager Tel: <div>8 (855) 575-90-06 (до6. 5841)</div> Mobile: <div></div> Email: jgnezdilov@alabuga.ru</div></div>	<div><div>General Designer</div><div>+ 177</div></div> <div><div>Title</div><div>ALABUGA DEVELOPMENT LLC (TIN 1646043699, 22,1 billion rub)</div></div> <div><div>Holding</div><div><div></div> SEZ PPT "ALABUGA" Active — 659,2 billion rub, 40 projects</div></div> <div><div>Main type of activity (OKVED)</div><div>Construction of residential and non-residential buildings</div></div> <div><div>Address</div><div>423601, Tatarstan, Yelabuga municipal district, Sh-2 str., 4, landowner. 8, 9, 11, 12, 13, 14</div></div> <div><div>Site</div><div>development.alabuga.ru, www.development.alabuga.ru</div></div> <div><div>E-mail</div><div>sbochikhin@alabuga.ru, development@alabuga.ru</div></div> <div><div>Telephone</div><div>+7 855 575 90 13</div></div> <div><div>Financial performance (2022)</div><div><div>Revenue: 22,1 billion rub</div><div>Net profit: 1,7 billion rub</div><div>Assets: 32,9 billion rub</div><div>Group of companies: Revenue: 3,1 billion rub Net profit: 16 mln rub Assets: 2,3 billion rub</div></div></div> <div><div>Director</div><div>Sergey Vladimirovich Bochikhin, General Director (TIN 663901208460)</div></div> <div><div>Project contacts</div><div><div></div> Mahleev Dmitriy Senior Specialist of the Purchasing Department Tel: <div>8 (855) 575-90-06 (до6. 5818)</div> Mobile: <div>8 (917) 396-89-31</div> Email: dmakhleev@alabuga.ru</div></div>	<div><div>General Contractor</div><div>+ 177</div></div> <div><div>Title</div><div>ALABUGA DEVELOPMENT LLC (TIN 1646043699, 22,1 billion rub)</div></div> <div><div>Holding</div><div><div></div> SEZ PPT "ALABUGA" Active — 659,2 billion rub, 40 projects</div></div> <div><div>Main type of activity (OKVED)</div><div>Construction of residential and non-residential buildings</div></div> <div><div>Address</div><div>423601, Tatarstan, Yelabuga municipal district, Sh-2 str., 4, landowner. 8, 9, 11, 12, 13, 14</div></div> <div><div>Site</div><div>development.alabuga.ru, www.development.alabuga.ru</div></div> <div><div>E-mail</div><div>sbochikhin@alabuga.ru, development@alabuga.ru</div></div> <div><div>Telephone</div><div>+7 855 575 90 13</div></div> <div><div>Financial performance (2022)</div><div><div>Revenue: 22,1 billion rub</div><div>Net profit: 1,7 billion rub</div><div>Assets: 32,9 billion rub</div><div>Group of companies: Revenue: 3,1 billion rub Net profit: 16 mln rub Assets: 2,3 billion rub</div></div></div> <div><div>Director</div><div>Sergey Vladimirovich Bochikhin, General Director (TIN 663901208460)</div></div> <div><div>Project contacts</div><div><div></div> Semibratov Sergey Vladimirovich Chief Engineer of the project Mobile: <div>8 (987) 690-89-36</div> Email: ssemibratov@alabuga.ru</div></div>	<div><div>Bank</div><div>+ 203</div></div> <div><div>Title</div><div>VTB BANK (PJSC) (TIN 7702070139, n/a)</div></div> <div><div>Holding</div><div><div></div> VTB Active — 3,8 trillion rub, 98 projects</div></div> <div><div>Main type of activity (OKVED)</div><div>Monetary intermediation other</div></div> <div><div>Address</div><div>191144, St. Petersburg, lane Degtyarny, 11 letter A</div></div> <div><div>Site</div><div>www.vtb.ru, vtb.ru, www.vtb24.ru</div></div> <div><div>E-mail</div><div>info@vtb.ru</div></div> <div><div>Telephone</div><div>+7 800 783 18 95</div></div> <div><div>Financial performance (Group of companies)</div><div><div>Revenue: 44,8 trln rub</div><div>Net profit: 219,9 billion rub</div><div>Assets: 17,1 trln rub</div></div></div> <div><div>Project contacts</div><div><div></div> A list of contact persons is being formed. You can contact the company by using a shared phone number and/or by e-mail.</div><div>Other company employees: 4</div></div>
--	---	--	---	--

\*VIEW FOR REGISTERED USERS.



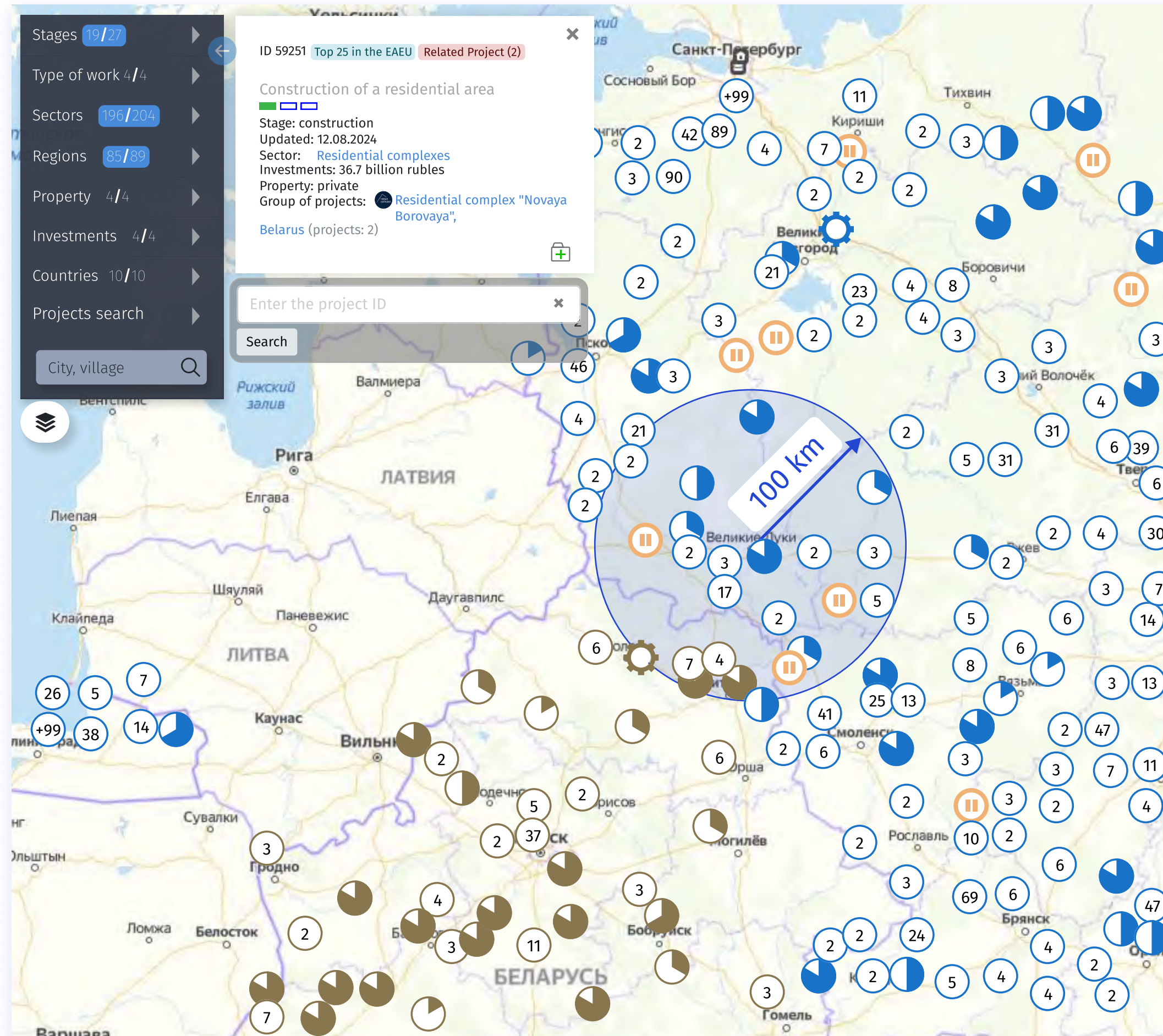


End-to-end **Portal search** allows you to quickly find the right project, company, or contact person. The structure of the search results is such that you can see all the important information related to the item you are looking for right on this page.

Companies, projects and contacts of the Group of Companies (Found 18)		
<p><b>Company name:</b> <a href="#">MIRATORG ZAPAD LLC</a> (TIN 3906072585)</p> <p><b>Holding:</b> <a href="#">MIRATORG</a></p> <p><b>OKVED:</b> Production of meat from slaughtered animals and poultry meat (10.13)</p> <p><b>Address:</b> 12 Sovkhoznaya Street, Nevskoye settlement, Guryevsky district, Kaliningrad region, 236038</p> <p><b>Director:</b> Malkova Zhanna Anatolyevna</p> <p><b>Site:</b> <a href="#">miratorg.ru/</a></p> <p><b>Telephone:</b> <a href="#">8 (401) 292-01-00</a>, <a href="#">8 (401) 257-25-00</a></p>	<p><b>Project name:</b> ID 1007 <a href="#">Reconstruction of the enterprise for the production of finished products and semi-finished products</a></p> <p>Stage: <a href="#">Commissioned for operation in 2012</a></p> <p>Address: Kaliningrad region, Guryevsky district, village Nevsky</p> <p><b>Project name:</b> ID 17101 <a href="#">Modernization of semi-finished meat production lines</a></p> <p>Stage: <a href="#">Commissioned for operation in 2017</a></p> <p>Address: Guryevsky district, village Nevsky, Sovkhoznaya St., 12</p> <p><b>Project name:</b> ID 23896 <a href="#">Expansion of production of semi-finished meat products</a></p> <p>Stage: <a href="#">Commissioned for operation in 2021</a></p> <p><a href="#">Show projects of the group of companies (61)</a></p>	<p><b>Production Director, Factory Production Director</b> <b>Miratorg</b> <a href="#">Denis Vasilyevich Smirnov</a> Telephone: <a href="#">8 (963) 351-86-73</a></p> <p><b>Company employee</b> <a href="#">Chulkov Sergey Konstantinovich</a> Telephone: <a href="#">Common 8 (401) 292-01-00</a>; <a href="#">Common 8 (401) 257-25-00</a></p> <p><b>General director</b> <a href="#">Malkova Zhanna Anatolyevna</a> Telephone: <a href="#">Common 8 (401) 292-01-00</a>; <a href="#">Common 8 (401) 257-25-00</a></p> <p><a href="#">Show projects of the group of companies (61)</a></p>



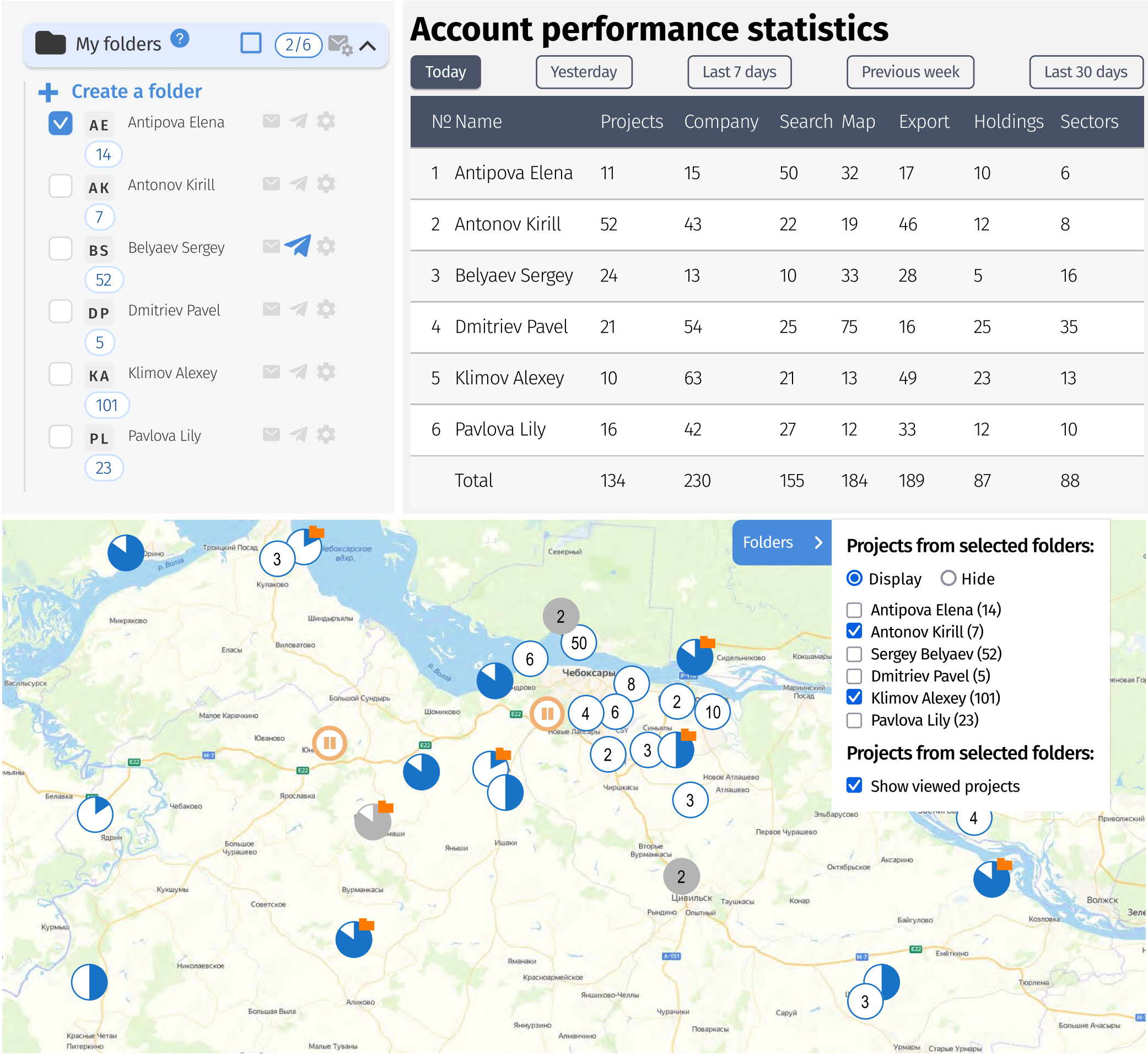
# MAPS



- 10 countries: Russia, Belarus, Kazakhstan, Armenia, Kyrgyzstan, Tajikistan, Uzbekistan, Abkhazia, Azerbaijan, Georgia
- The exact location of the construction site
- The ability to choose the effective radius of delivery / shipment to the facility
- Creating sector cards
- Advanced filter for project search (by stage, industry, region, etc.)
- Instant recalculation of projects on the map



# TEAM WORK



- Simultaneous work of the team in the project database and on maps
- Individual reports for each account
- Summary interactive report on the work of the entire team for the manager
- Setting up notifications on project changes via email or telegram
- Setting up visibility of projects in the database and on the map for each account by geography, industry, type of property
- The ability to group projects into folders within an account, transfer projects between accounts, assign a project to an account, and share projects

# PROJECTS OF EAEU AND CIS

Planned and ongoing investment projects in industrial, civil, and transport construction in the territory of the Eurasian Economic Union (implemented with the support of the EEC\*) with the current stage of implementation in the following countries:

— Belarus



— Kazakhstan



— Armenia



— Kyrgyzstan



— Uzbekistan



— Azerbaijan



— Tadjikistan



— Abkhazia



— Georgia



- 22 sectors + 184 subsectors
- 9 stages of project implementation
- More than 8000 projects
- 4 types of property (private, public-private partnership, company with state participation, state)
- 4 types of work (construction, reconstruction, modernization, major repairs)

\* [www.eurasiancommission.org/ru/act/prom\\_i\\_agroprom/dep\\_prom/Pages/default.aspx](http://www.eurasiancommission.org/ru/act/prom_i_agroprom/dep_prom/Pages/default.aspx)





Holding Projects Structure 91 Financial indicators Products Projects map

Name SIBUR

Description of the activity PJSC Sibur Holding is one of the most dynamically developing companies in the global petrochemical industry, the Russian leader in the production of polymers and rubbers. Sibur's products are used in the manufacture of consumer goods, automobiles, construction, energy, as well as in the chemical industry and other industries in 100 countries around the world. Production sites are located in more than 20 regions of Russia, and the holding also has six foreign offices.

The main role of the holding in projects Investor

Number of companies in the holding 91

Total revenue of the holding companies (unrefined for intra-group turnover), 2023 1,9 trillion (91 companies)

Place in the overall rating of holdings 25 place for investment in projects — 6,7 trillion rubles

News of the holding

22.02.2024  
Russian President Vladimir Putin has launched the construction of a Center for scientific research and technology scaling «Sibur», which will be located in Kazan. The Center's areas of work will be the synthesis and piloting of new products for the development of various company chains.

Comment of the PKR: Sibur started the construction of the Scientific Research Center and held an official ceremony for the opening of medical facilities in Kazan

14.12.2023  
The Federal Antimonopoly Service of the Russian Federation (FAS) has received an application from the Federal Antimonopoly Service of the Russian Federation (FAS) from Tatarstan on the acquisition of a 99.99% share in the company "Netcanica". The results of the competition are not disclosed.

Comment of the PKR: "Netcanica" moved to the control of the company "Netcanica".

Subsidiary holdings (6)

- NIPIGAZPERERABOTKA — 4 trillion rubles, 21 projects
- NIZHNEKAMSKNEFTEKHIM — 915 billion rubles, 34 projects
- SIBUR-RT — 423 billion rubles, 11 projects
- WEST SIBERIAN PETROCHEMICAL PLANT
- KAZANORGSINTEZ — 227 billion rubles, 13 projects

Show more

All projects by stages (151)

Active — 2 trillion rubles, 35 projects

- Considering subsidiary holdings
- Only projects in the role of an investor

ID 22199 Construction of a gas chemical complex in the Amur region, Amur TOP, Svobodny site) — 715 billion rubles. Type of facility: Production of plastics, resins and raw materials for production of polyethylene (2.3 million tons per year) Code: 20.16: High-pressure polyethylene (2.3 million tons per year) Code: 20.16: Ethylene polymers in primary forms (400 thousand tons per year)

Main / Construction sites

Set up the speakers


Selected: SIBUR (171 projects in total) All projects Subscription projects

ID/General	Updated	Title	Investor	Region	Investment	Sector	Products	Stage
<div><div></div><div>ID 135943</div><div>ID 13.09.2022</div></div>	<div>13.02.2025</div> <div>6</div>	<div>Top 25 industries</div> <div>Top 25 regions</div> <div>Updated</div> <div>Holding</div> <div>Creation of an industrial park</div> <div>Area: Industrial Park "Ethylene-600" (SEZ "Alabuga") (2 projects)</div>	<div>Investor</div> <div>JSC "SEZ "Alabuga"</div> <div>Holding</div> <div>SEZ "Alabuga"</div>	Tatarstan	169 billion rubles	Industrial parks	n/a	Construction (Underground phase)
<div><div></div><div>ID 247028</div><div>ID 23.01.2025</div></div>	<div>12.02.2025</div>	<div>New</div> <div>Holding</div> <div>Construction of a hybrid cooling tower</div>	<div>Investor</div> <div>ZAPSIBNEFTEKHIM LLC</div> <div>Holding</div> <div>ZAPSIBNEFTEKHIM (SIBUR)</div>	Tyumen region	150 million rubles	Gas processing (hydrocarbon gases)	n/a	Design
<div><div></div><div>ID 248307</div><div>ID 07.02.2025</div></div>	<div>07.02.2025</div>	<div>New</div> <div>Being checked</div> <div>Holding</div> <div>Construction of complex sewage treatment plants</div>	<div>Investor</div> <div>AMURSKY GHK LLC</div> <div>Holdings</div> <div>SIBUR</div> <div>SINOPEC</div>	Amur region	566 million rubles	Primary polymers	n/a	Construction (Underground phase)

- > 5 600 holding companies in Russia and the CIS
- > 48 000 projects are implemented within the framework of holding structures
- > 203 trillion rubles of direct investments are concentrated in holdings



# INDUSTRIAL SITES (IE, SEZ, ETC.)

 **Kaluga Special Economic Zone, Ludinovskaya site**

General information

Projects 31

































Offers 0

Tax benefits 0

Map 4

Contacts 13

Products 0

Site type	SEZ
Title	Kaluga Special Economic Zone, Ludinovskaya site
Description	<p>The Kaluga Special Economic Zone is a special economic zone of an industrial type located on the territory of the Kaluga Region. The SEZ consists of two sites: Ludinovskaya (625 ha) and Borovskaya (369.2 ha), with a total area of 994.2 ha. The Ludinovskaya site specializes in the development of enterprises for the production of building materials, woodworking, etc. The Borovskaya site is located next to high-tech industries, laboratories and engineering centers, as well as a large logistics terminal.</p>
Structure (5)	<div><div> Kaluga Special Economic Zone — 233 billion rubles, 83 projects</div><div> Main zone</div><div> Vorotynsk Industrial Park — 20 billion rubles, 9 projects </div><div> Kaluga Special Economic Zone, Borovskaya site — 81 billion rubles, 41 projects </div><div> Kaluga Special Economic Zone, Ludinovskaya site — 131 billion rubles, 32 projects </div><div> Kaluga Special Economic Zone, Babynino site — 1 billion rubles, 1 project </div></div>
Holdings (12)	<div><div> ROSSETI — 33 billion rubles, 1 project </div><div> ITSE OF THE VOLGA REGION — 33 billion rubles, 1 project </div><div> CAUSA HOLDING LLP — 32 billion rubles, 5 projects </div><div> AVILON — 30 billion rubles, 4 projects </div><div> HIMSTALCON-ENGINEERING — billion rubles, 1 project </div></div> <div>Show 5 more</div>
Site Branches (23)	<div><div>Special economic zones — 33 billion rubles, 1 projects </div><div>Greenhouse complexes — 30 billion rubles, 4 projects </div><div>Pulp, paper and cardboard — 17 billion rubles, 2 projects </div><div>Building materials and wood products — 15 billion rubles, 3 projects </div><div>Energy equipment — 10 billion rubles, 1 project </div></div> <div>Show 5 more</div> <div></div>
Resident projects (28)	<div>Active — 2 billion rubles, 2 projects </div> <div>Commissioned — 68 billion rubles, 13 projects </div> <div>Suspended and cancelled — 25 billion rubles, 13 projects </div>
Projects for the creation and development of the site (4)	<div>Active — 1.2 billion rubles, 1 project </div> <div>Commissioned — 35 billion rubles, 3 projects </div>
Square	610 ha
Address	Russia, Kaluga Region, Ludinovo urban settlement, Kaluga Special Economic Zone 
Management company	KALUGA INDUSTRIAL-TYPE SPECIAL ECONOMIC ZONE JSC (4024014024)
Site	<a href="http://www.oez.kaluga.ru">http://www.oez.kaluga.ru</a>
Phone number	+7 (484) 270-50-70, +7 484 270 50 50
Email	<a href="mailto:info@invest.ru">info@invest.ru</a> , <a href="mailto:office@oez.kaluga.ru">office@oez.kaluga.ru</a>

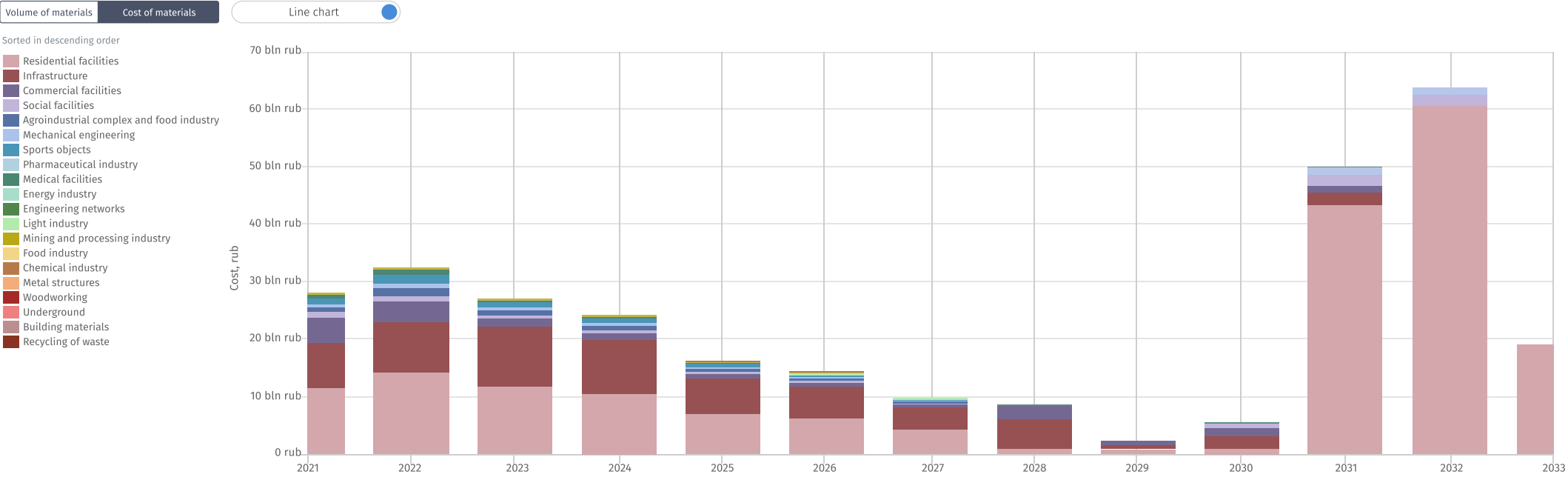
> 1 000 industrial parks, SEZs, TOP/TOSER, Technoparks, Ecotechnoparks, Arctic zones by Russia and the CIS

> 3 568 projects are implemented within the framework of industrial sites

> 20 trillion rubles direct investments are concentrated in industrial sites

# BUILDING MATERIALS ANALYTICS

Flow chart by sector



Unit of change: mln rub	Percentages	2020	2021	2022	2023	2024	2025	2026	2027	2028	2029	2030	2031	2032	Total
Residential facilities		11 540	14 314	11 793	11 265	5 764	3 623	375	905	608	971	43 346	61 664	19 290	185 458
Infrastructure		7 943	8 838	10 426	9 444	5 189	4 107	4 283	5 182	992	2 018	2 018	-	-	60 441
Commercial facilities		4 326	3 494	1 241	1 241	1 484	2 832	3 591	2 195	149	1 287	1 287	-	-	23 440
Social facilities		960	854	199	199	399	274	170	159	-	559	2 008	1 450	-	7 447
Agroindustrial complex and food industry		90	1 406	4	4	1 282	1 278	-	-	-	-	-	-	-	5 456
Mechanical engineering		650	687	775	775	637	182	203	92	71	223	1 010	777	-	5 548
Total by year		28 810	32 758	27 569	24 828	16 545	14 637	9 909	8 667	1 889	5 554	50 155	63 430	19 290	303 580

Flow chart by region

Unit of change: mln rub	Percentages	2020	2021	2022	2023	2024	2025	2026	2027	2028	2029	2030	2031	2032	Total
Residential facilities		11 540	14 314	11 793	11 265	5 764	3 623	375	905	608	971	43 346	61 664	19 290	185 458
Infrastructure		7 943	8 838	10 426	9 444	5 189	4 107	4 283	5 182	992	2 018	2 018	-	-	60 441
Commercial facilities		4 326	3 494	1 241	1 241	1 484	2 832	3 591	2 195	149	1 287	1 287	-	-	23 440
Social facilities		960	854	199	199	399	274	170	159	-	559	2 008	1 450	-	7 447
Agroindustrial complex and food industry		90	1 406	4	4	1 282	1 278	-	-	-	-	-	-	-	5 456
Mechanical engineering		650	687	775	775	637	182	203	92	71	223	1 010	777	-	5 548
Total by year		28 810	32 758	27 569	24 828	16 545	14 637	9 909	8 667	1 889	5 554	50 155	63 430	19 290	303 580

Project material consumption (1004 projects)

Concrete (total) (m3)

ID	Construction	Project	Location	Material	Quantity, thous. m3	Cost, bln rub	Investments	Stage
ID 21354	1 qtr 2031 - 4 qtr 2033	New Construction of an apartment block	Saint-Petersburg Residential area	Concrete (total)	5 896 2031: 2 948 2032: 2 948	30 2031: 15 2032: 15	240 bln rub	Planning
ID 45140	3 qtr 2030 - 3 qtr 2033	New Construction of a residential block	Saint-Petersburg Residential area	Concrete (total)	5 835 2030: 2 918 2031: 2 918	29 2030: 15 2031: 15	240 bln rub	Planning
ID 45150	3 qtr 2030 - 3 qtr 2033	New Construction of a residential area	Saint-Petersburg Residential area	Concrete (total)	5 452 2030: 2 726 2031: 2 726	27 2030: 14 2031: 14	219 bln rub	Planning
ID 45219	3 qtr 2030 - 3 qtr 2033	New Construction of a residential area	Saint-Petersburg Residential area	Concrete (total)	4 021 2030: 2 011 2031: 2 011	20 2030: 10 2031: 10	150 bln rub	Planning
ID 12665	4 qtr 2021 - 4 qtr 2024	New Construction of the Science and Technology Innovation Center	Saint-Petersburg Technopark	Concrete (total)	2 262 2022: 377 2023: 377	17 2022: 3 2023: 3	41 bln rub	Design

- Calculation of selected building materials (103 materials)
- The analytical period from 2020 to 2036
- Grouping by 89 regions and 8 federal districts of the Russian Federation
- Filtering by sectors
- An interactive and daily updated platform for calculating the use of building materials
- Uploading investment projects to Excel

ИНВЕСТИЦИОННЫЕ ПРОЕКТЫ

ЦИФРОВАЯ ПЛАТФОРМА

ИНВЕСТИЦИОННЫЕ

ПРОЕКТЫ РОССИИ

8 (812) 363-48-99

info@investprojects.info

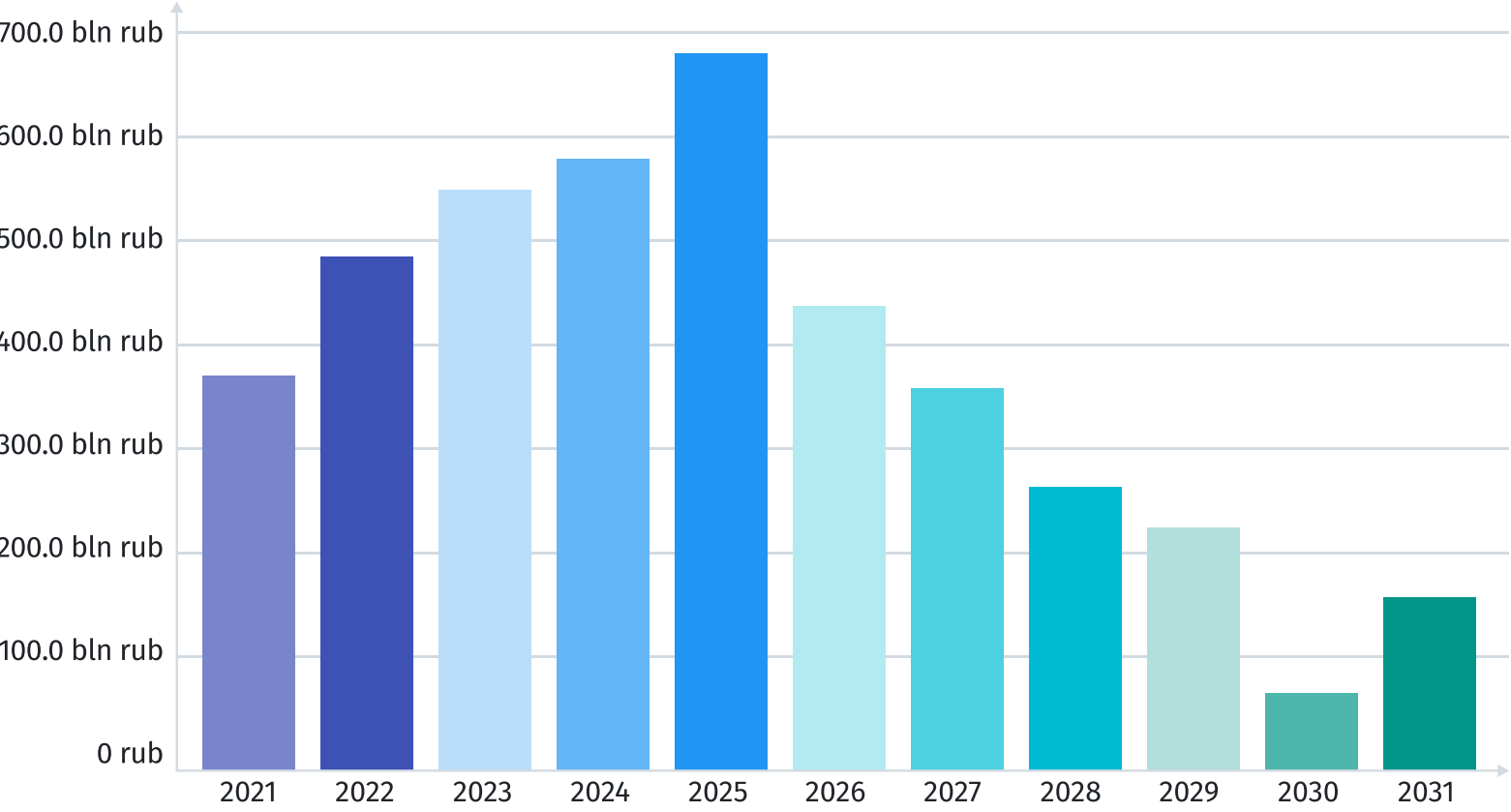


# ANALYTICS BY SECTORS AND REGIONS

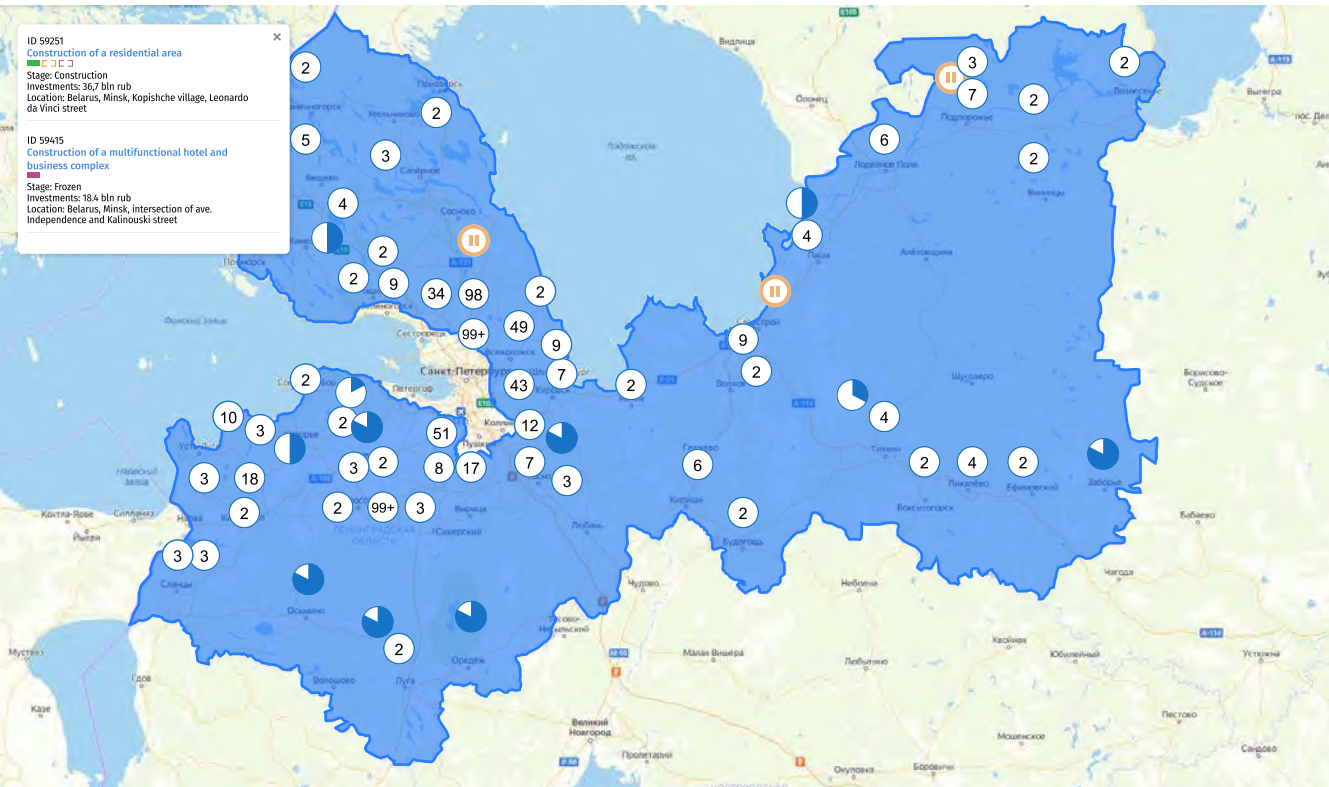
The section includes the following analytical information:

- 1) Dynamics of active projects in the sector over the past 12 months (RSG chart)
- 2) Dynamics of commissioned, cancelled, frozen projects in the sector over the past 12 months (RSG chart)
- 3) General characteristics of the investment activity of the sector:
  - total number of projects
  - the volume of investments in the sector
- 4) New projects in the sector over the past 30 days
- 5) Visualization of projects on interactive maps of Russia and the EAEU countries
- 6) Structure of sector investments by year (including up to 2033) (calculated from the current stage of implementation of sector investment projects) (interactive bar chart + list of projects for each year)
- 7) Structure of sector investments by Holdings (interactive pie chart + list of projects for each Holding)
- 8) Structure of sector investments by country of origin of capital (interactive pie chart + list of projects for each region)
- 9) Structure of sector investments by stages of project implementation (interactive pie chart + list of projects for each stage)
- 10) Structure of sector investments by region of the Russian Federation (interactive pie chart + list of projects for each region)
- 11) Structure of sector investments by EAEU countries (interactive pie chart + list of projects for each region)

Investments in sectors by year



The structure of investments on the map in Leningradskaya oblast



# ANALYTICS BY INDUSTRY PARAMETERS

## HIGHWAYS

- ✓ **Federal roads**
  - ✓ Length, km
  - ✓ Number of lanes (1-8 lanes)
  - ✓ Type of road surface (A - D)
  - ✓ Road category (IA - IB)
- ✓ **Regional roads**
  - ✓ Length, km
  - ✓ Number of lanes (1-8 lanes)
  - ✓ Type of road surface (A - D)
  - ✓ Road category (I - IV)
- ✓ **Municipal roads**
  - ✓ Length, km
  - ✓ Number of lanes (1-8 lanes)
  - ✓ Type of road surface (A - D)
  - ✓ Road category (I - IV)
- ✓ **Transport interchanges**
  - ✓ Length, km
  - ✓ Number of lanes (1-8 lanes)
  - ✓ Type of road surface (A - D)
- ✓ **Street and road networks**
  - ✓ Length, km
  - ✓ Number of lanes (1-8 lanes)
  - ✓ Type of road surface (A - D)

## HIGHWAYS AND BRIDGES

- ✓ **Highways and bridges**
  - ✓ Length, km
  - ✓ Number of lanes (1-8 lanes)
  - ✓ Type of superstructure (iron-concrete, metal-framed)

## RESIDENTIAL FACILITIES

- ✓ **Residential complexes/ Apartments**
  - ✓ Area of the object, m2
  - ✓ Number of apartments
  - ✓ Housing class (economy, comfort, business, elite)
  - ✓ Number of floors
  - ✓ Quartergraphy (1-5 room apartments)
  - ✓ Type of finishing (without finishing, rough, finishing, turnkey)
  - ✓ Interior wall materials (brick, monolith, foam block)
  - ✓ Exterior wall materials (brick, monolith brick, monolith, panel)
  - ✓ Availability of underground parking
  - ✓ Number of parking spaces
- ✓ **Cottage settlements**
  - ✓ Area of the object, m2
  - ✓ Village class (economy, comfort, business, elite)
  - ✓ Object type (aerated concrete, wood, brick)

## ENGINEERING NETWORKS (EXTERNAL)

- ✓ **Drainage networks**
  - ✓ Length, km
  - ✓ Pipe diameter, mm
- ✓ **Water supply networks**
  - ✓ Length, km
  - ✓ Pipe diameter, mm
- ✓ **Heat supply networks**
  - ✓ Length, km
  - ✓ Pipe diameter, mm

## COMMERCIAL FACILITIES

- ✓ **Resorts, recreation centers, and hotels**
  - ✓ Area of the object, m2
  - ✓ Number of rooms
  - ✓ Number of stars (2- 5 stars)
  - ✓ Number of floors
  - ✓ Pool availability
- ✓ **Multifunctional centers and shopping malls**
  - ✓ Area of the object, m2
  - ✓ Number of floors
- ✓ **Business centers**
  - ✓ Area of the object, m2
  - ✓ Business Center Class
  - ✓ Number of floors

## MEDICAL FACILITIES

- ✓ **Polyclinics, medical centers, hospitals, cancer centers, rehabilitation centers, infection centers**
  - ✓ Area of the object, m2
  - ✓ Number of visits per shift
  - ✓ Number of teams
  - ✓ Number of beds
  - ✓ Number of floors

## SOCIAL FACILITIES

- ✓ **Kindergartens and schools**
  - ✓ Area of the object, m2
  - ✓ Number of seats
  - ✓ Pool availability
  - ✓ Number of floors

## SPORTS FACILITIES

- ✓ Area of the object, m2
- ✓ Number of floors
- ✓ Pool availability

## INFRASTRUCTURE

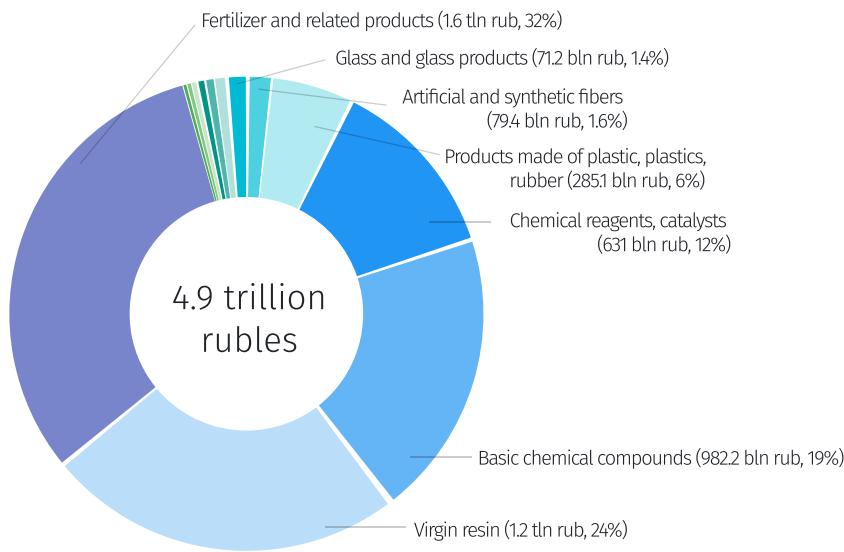
- ✓ **Data center and data center**
  - ✓ Area of the object, m2
  - ✓ Land area, ha
  - ✓ Electrical power, MW
  - ✓ Reliability level (Tier, level 1-4)
  - ✓ Number of server racks
- ✓ **Logistics centers**
  - ✓ Area of the object, m2
  - ✓ Land area, ha
  - ✓ Warehouse type (dry, multi-temperature)
  - ✓ Warehouse class (A+, A, B, C)
  - ✓ Number of floors
- ✓ **Technoparks**
  - ✓ Area of the object, m2
  - ✓ Land area, ha
- ✓ **Industrial parks**
  - ✓ Area of the object, m2
  - ✓ Land area, ha
  - ✓ Type of industrial park (rental of ready-made premises, sale of engineering equipment)
- ✓ **Cargo terminals**
  - ✓ Area of the object, m2
  - ✓ Type of cargo
- ✓ **Seaports**
  - ✓ Area of the object, m2
  - ✓ Type of cargo
- ✓ **Airports**
  - ✓ Area of the object, m2
  - ✓ Airport capacity



# STRUCTURE AND INVESTMENT ANALYTICS

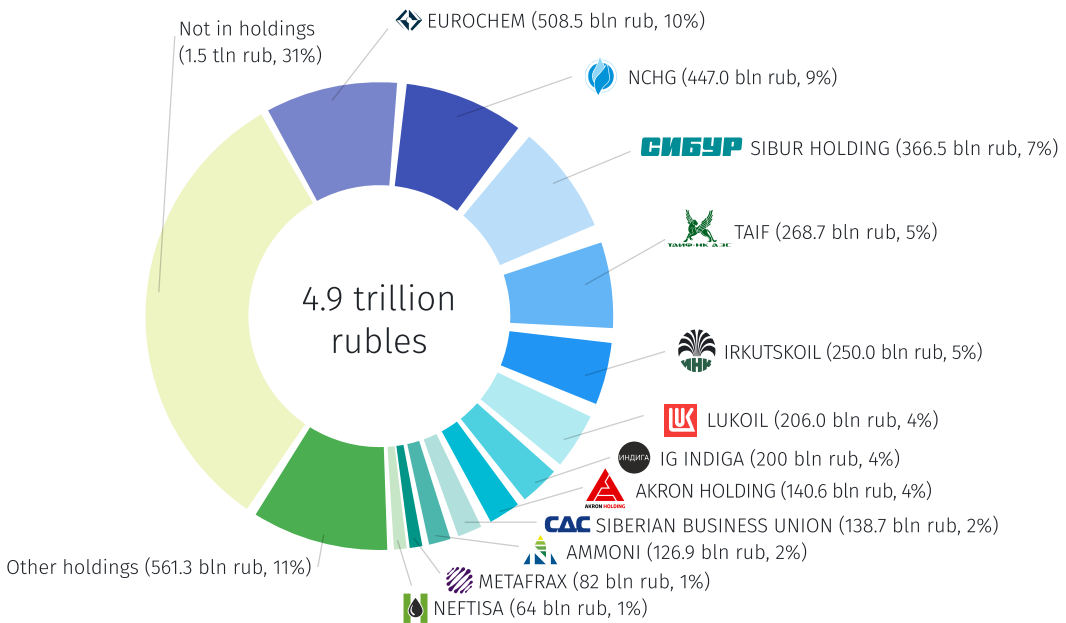
## Subsectors

- Fertilizer and related products (1.6 tln rub, 32%)
- Virgin resin (1.2 tln rub, 24%)
- Basic chemical compounds (982.2 bln rub, 19%)
- Chemical reagents, catalysts (631 bln rub, 12%)
- Products made of plastic, plastics, rubber (285.1 bln rub, 6%)
- Artificial and synthetic fibers (79.4 bln rub, 1.6%)
- Glass and glass products (71.2 bln rub, 1.4%)
- Dyes and pigments (46.8 bln rub, 0.9%)
- Lubricating materials (38.5 bln rub, 0.8%)
- Technical gases (31.2 bln rub, 0.6%)
- Surfactants, household chemicals, cosmetics (19.7 bln rub, 0.4 %)
- Coatings and industrial coatings (9.6 bln rub, 0.2%)
- Adhesives (570 mln rub, 0.1%)



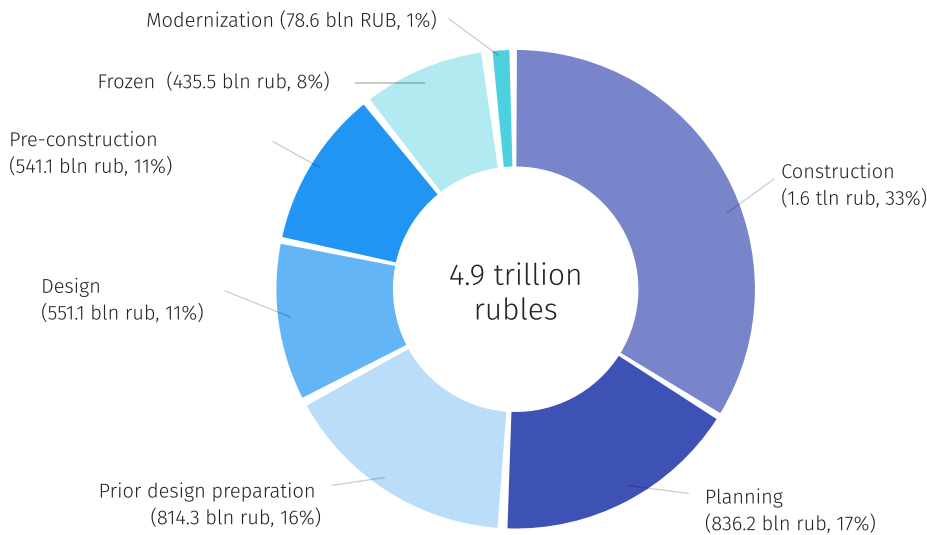
## Holdings

- EUROCHEM (508.5 bln rub, 10%)
- NCHG (447.0 bln rub, 9%)
- SIBUR HOLDING (366.5 bln rub, 7%)
- TAIF (268.7 bln rub, 5%)
- IRKUTSKOIL (250.0 bln rub, 5%)
- LUKOIL (206.0 bln rub, 4%)
- IG INDIGA (200 bln rub, 4%)
- AKRON HOLDING (140.6 bln rub, 4%)
- SIBERIAN BUSINESS UNION (138.7 bln rub, 2%)
- AMMONI (126.9 bln rub, 2%)
- METAFRAX (82 bln rub, 1%)
- NEFTISA (64 bln rub, 1%)
- Other holdings (561.3 bln rub, 11%)
- Not in holdings (1.5 tln rub, 31%)



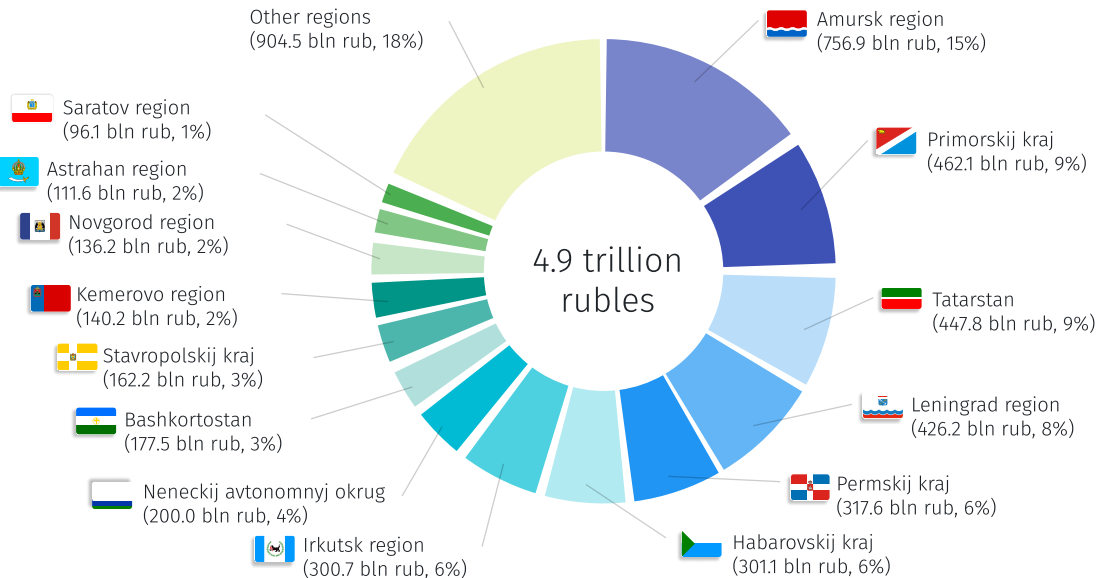
## Stages

- Construction (1.6 tln rub, 33%)
- Planning (836.2 bln rub, 17%)
- Prior design preparation (814.3 bln rub, 16%)
- Design (551.1 bln rub, 11%)
- Pre-construction (541.1 bln rub, 11%)
- Frozen (435.5 bln rub, 8%)
- Modernization (78.6 bln RUB, 1%)



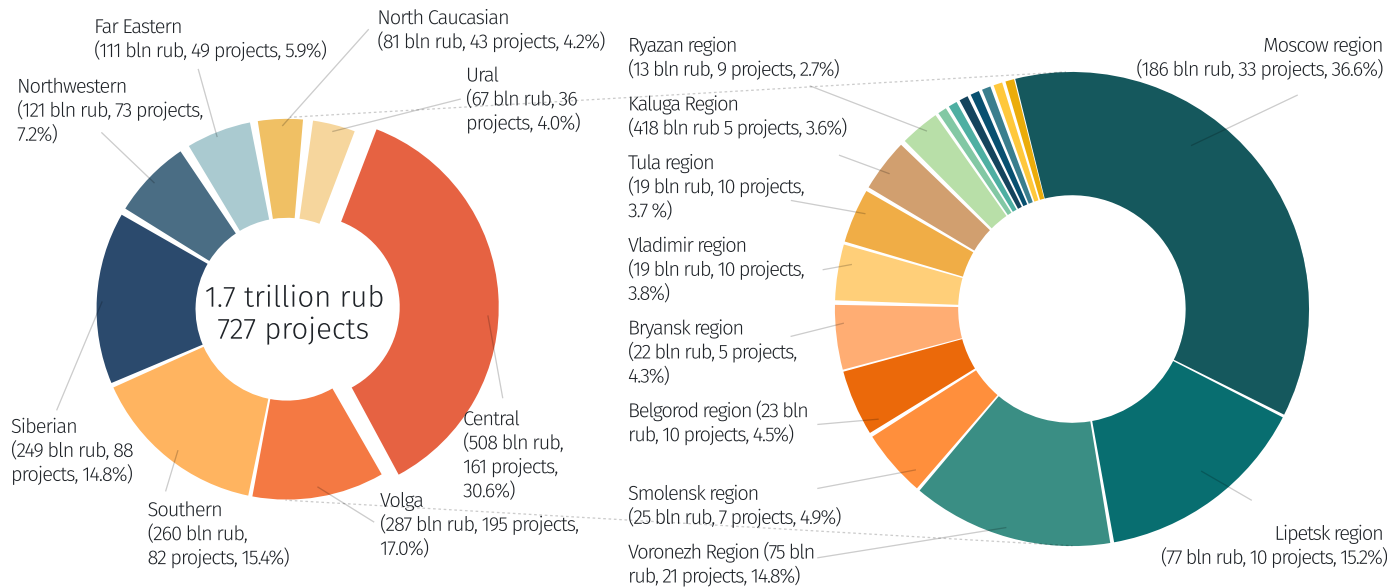
## Regions

- Amursk region (756.9 bln rub, 15%)
- Primorskij kraj (462.1 bln rub, 9%)
- Tatarstan (447.8 bln rub, 9%)
- Leningrad region (426.2 bln rub, 8%)
- Permiskij kraj (317.6 bln rub, 6%)
- Habarovskij kraj (301.1 bln rub, 6%)
- Irkutsk region (300.7 bln rub, 6%)
- Neneckij avtonomnyj okrug (200.0 bln rub, 4%)
- Bashkortostan (177.5 bln rub, 3%)
- Stavropolskij kraj (162.2 bln rub, 3%)
- Kemerovo region (140.2 bln rub, 2%)
- Novgorod region (136.2 bln rub, 2%)
- Astrahan region (111.6 bln rub, 2%)
- Saratov region (96.1 bln rub, 1%)
- Other regions (904.5 bln rub, 18%)



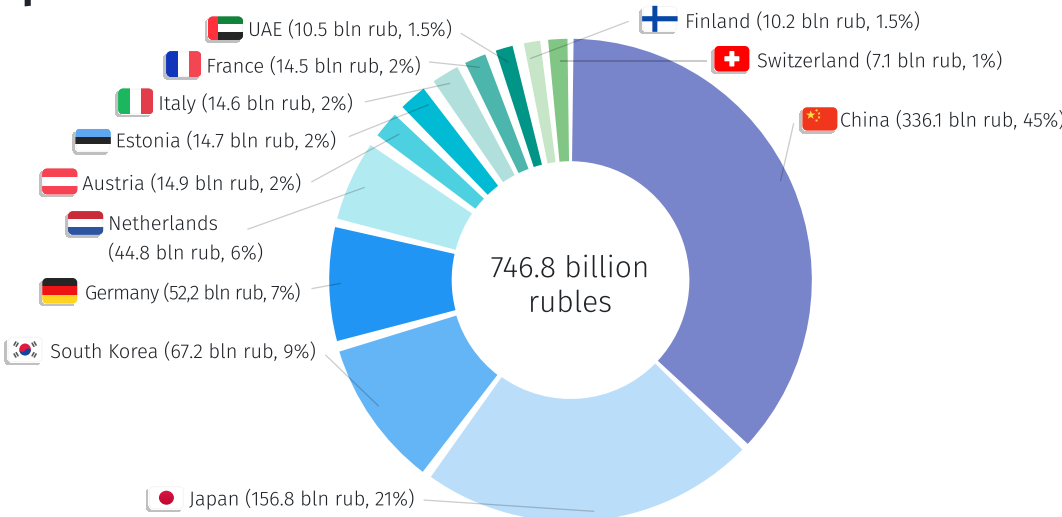
## Federal region

- Central 30.15%
- Volga 17.03%
- Southern 17.03%
- Siberian 14.81%
- Northwestern 7.16%
- Far Eastern 6.61%
- North Caucasian 4.82%
- Ural 3.99%



## Foreign ownership

- China (336.1 bln rub, 45%)
- Japan (156.8 bln rub, 21%)
- South Korea (67.2 bln rub, 9%)
- Germany (52.2 bln rub, 7%)
- Netherlands (44.8 bln rub, 6%)
- Austria (14.9 bln rub, 2%)
- Estonia (14.7 bln rub, 2%)
- Italy (14.6 bln rub, 2%)
- France (14.5 bln rub, 2%)
- UAE (10.5 bln rub, 1.5%)
- Finland (10.2 bln rub, 1.5%)
- Switzerland (7.1 bln rub, 1%)



# Projects are born and grow here

## Invest in Russia

**More than 385 billion investments**

in projects from closed sources

**More than 240 projects**

from closed sources

Many services for investors have been implemented on the Digital platform «Investment Projects», which make the investment analysis process quick and easy:

- choosing a counterparty at each stage of the investment project, from development to construction,
- organize a quick and qualified selection of manufacturing areas, design engineers, equipment suppliers, and a financing organization
- analysis and organization of receiving state support measures.

(Certificate of state registration of the computer program №2021616911, Entry in the Unified Register of Russian Computer Programs and Databases №12398 dated 27.12.2021).

## Investment-oriented services

As of today, information on more than 40,000 investment projects has been published on the platform. The majority of investors use this service to publish information about their projects, requests and tenders for the selection of potential suppliers and contractors. Most of the information is unique (author's) and it is not available on other resources.

The investment and analytical agency «PrCS» is engaged in the development and management of the platform.


[Investment and analytical agency «PrCS» \(prcs.ru\)](https://prcs.ru) has been engaged in the comprehensive development and support of investment projects since 2006, providing clients with a full range of services in the field of business analytics, financial modeling, investment analysis, engineering and design, as well as attracting state support measures for the implementation of investment projects in Russia. Currently, the company is working on more than 100 investment projects in 26 regions of the country totaling more than 200 billion rubles.

«PrCS» uses the platform for the search and qualified selection of contractors for the calculation and implementation of investment projects in its management.



# CUSTOMERS


## Construction and engineering



## Equipment suppliers



## Banks and insurers



## IT and telecommunication



## Energetics



# CUSTOMERS

## Construction materials suppliers



## Logistics and transportation




## Investagencies and manufacturing areas



## Management and consulting



## Construction and specialized machinery





## CONTACTS

Your personal manager will answer your questions  
and help you work effectively with the platform

☎ 8 (800) 700-48-99

✉ [info@investprojects.info](mailto:info@investprojects.info)



8 (495) 215-21-24  
8 (812) 363-48-99  
8 (800) 700-48-99



[info@investprojects.info](mailto:info@investprojects.info)



[www.prcs.ru](http://www.prcs.ru)  
[www.investprojects.info](http://www.investprojects.info)

\*Certificate of state registration of the computer program №2021616911 dated 28.04.2021

\*\*Entry in the Unified Register of Russian Computer Programs and Databases №12398 dated 27.12.2021